

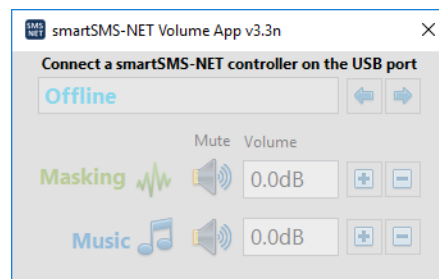
# smartSMS-NET

## Simple Volume App

The Volume App allows to adjust simply and quickly the sound masking and music volumes of your smartSMS-NET system.

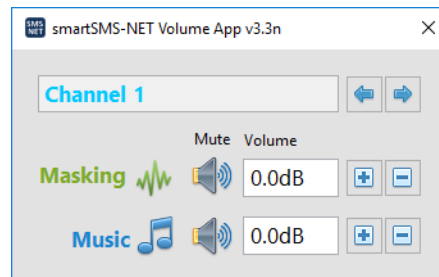
### Step 1 Start the app by searching for “Volume App” in the start menu

If no controller is detected on USB, the controls are disabled and grayed.



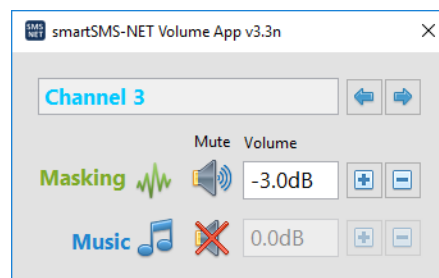
### Step 2 Connect a controller on the USB port

When controller is connected, all the controls become available.



### Step 3 Select the speaker channel (or zone) and change the volumes

Use the controls to change the volumes.



You can disconnect the controller at any moment without losing your changes: the new volumes are automatically saved. To quit the app, simply close the window using the X on the top-right corner.